

Prices shown are not the final selling price.
To obtain the list price, multiply the price by 3.0.
Prices effective as July 2024.

ESSENS ELLIPTICAL

design - Jonathan Prestwich



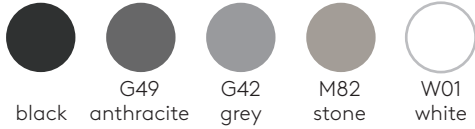
Designed by Jonathan Prestwich, the ESSENS tables combine versatility, beauty and harmonious proportions. The meeting point between two essential volumes in equilibrium generates a table base with a sculptural outline. The highly transversal ESSENS programme of tables comprises six types of 100% recyclable polyethylene table bases that allow composing tables in an endless variety of formats and sizes. The original design makes possible to configure tables with a single top or tables by sections of endless size. The bases have been designed to easily solve cable management. The tables can be equipped with different sockets, chargers, connections and accessories. The multiple possibilities of base and top combinations, together with the extensive range of available finishes, allows for endless customisation possibilities.

FINISHES

Rotomolded polyethylene colours

PE1 colours

standard colours



*B00 black 100% recycled material


PE2 colours

composed colours



PE3 colours

standard painted colours



*100% recycled material

PE4 colours

metallic painted colours



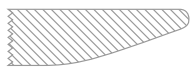
PE5 colours

bespoke painted colours

OPTIONALLY, the bases can be painted in all the colours of the RAL sample card, both in gloss and matt finish.

Tabletops


Lacquered MDF 22mm



W1 colours

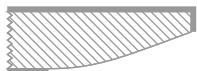


W2 colours



B00*

Oak & walnut veneer 23mm



Oak



Walnut



Solid HPL 12mm black core



Solid HPL 12mm white core



Solid HPL 12mm sand core



Solid FENIX® 12mm



FENIX® laminate 20mm

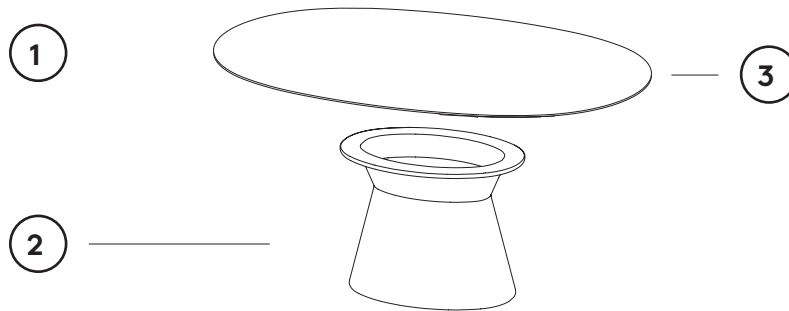


Solid HPL STONES 12mm



ESSENS ELLIPTICAL

CONFIGURATION GUIDE - TABLES ELLIPTICAL BASES



1 SELECT THE BASE MODEL SUITABLE FOR YOUR TABLE

The ESSENS collection offers bases in different sizes and formats. Choose the appropriate base for the size of the tabletop you need as indicated bellow next to each base.

Remark: the bases must be filled with the counterweight indicated for each one so that the table is stable. If you want to buy the counterweight from INCLASS, you must indicate in the order the code that appears in the price matrix of each base.



TABLETOP SIZE:

Elliptical tabletops: 220x140cm, 240x140cm, 260x150cm and 280x150cm.

2 CHOOSE THE FINISH OF THE BASE

The bases are available in the following finishes:

Colours PE1	Colours PE2	Colours PE3	Colours PE4	Colours PE5
-------------	-------------	-------------	-------------	-------------

The price matrix shows the price according to the different finishes.

3

Oak natural/stained	Walnut natural	Lacquered MDF colours W1	Lacquered MDF colours W2	Solid HPL 12mm*	Solid FENIX® 12mm*	FENIX® laminat 12mm*	Solid HPL STONES 12mm*
------------------------	-------------------	-----------------------------	-----------------------------	--------------------	-----------------------	----------------------------	------------------------------

The price matrix shows the price according to the different sizes, materials and finishes.

+

OPTIONAL ITEMS & ACCESSORIES

ESSENS tables can be ordered with different cable management and electrification accessories. If you need any, please indicate it in the order.

ESSENS ELLIPTICAL

Elliptical base (top not included)



220x140cm
240x140cm
260x150cm
280x150cm

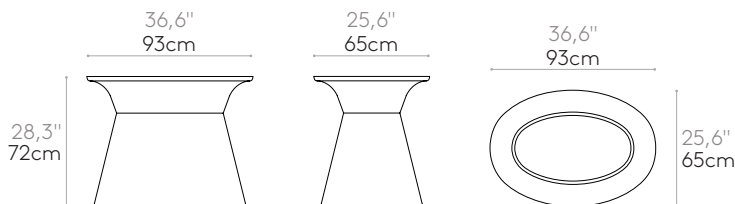
Elliptical polyethylene table base. This base allows to build tables with elliptical tops of up to 280x150cm. The inner counterweight must be acquired separately.

For this base we recommend a minimum inner counter weight of 125kg.

Finishes: in colours PE1, PE2, PE3, PE4 and PE5 from our rothomolded polyethylene swatch card.

Code	Colours PE1 standard	Colours PE2 composed	Colours PE3 standard painted	Colours PE4 metallic painted	Colours PE5 special RAL colours
ES10060BA	687	727	1.236	1.281	1.436

Code	Optional items & accessories	€
ES30017OP	Counterweight 100kg of gravel (for tabletop: 220x140cm)	92
ES30019OP	Counterweight 120kg of gravel (for tabletops: 240x140cm, 260x150cm and 280x150cm)	110
ES30027PS	Cable management tube for base	84



KG 19,5 kg
Box 1 unit
21,8 kg
0,39 m³
0,50 yd³

Elliptical tabletops (for elliptical bases)



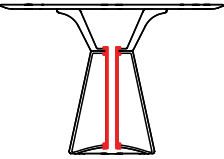





Tabletops for tables with elliptical bases.

The prices indicated below are only for the tabletops.

Top size		220x140cm	240x140cm**	260x150cm**	280x150cm**
Top material	Code	ES22214TE	ES22414TE	ES22615TE	ES22815TE
Oak natural/stained		1.629	2.110	2.348	2.547
Walnut natural/stained		1.878	2.337	2.624	2.765
Lacquered MDF colours W1		1.411	1.872	2.189	2.338
Lacquered MDF colours W2		1.552	2.059	2.408	2.572
Solid HPL 12mm* black core		1.327	1.822	2.053	2.191
FENIX® laminate 20mm*		1.556	1.935	2.146	2.340
Solid FENIX® 12mm* black / black core		2.593	3.225	3.576	3.900
Solid HPL 12mm* white / white core sand / sand core		2.593	3.225	3.576	3.900
Solid HPL STONES 12mm*		2.852	3.548	3.934	4.290

ESSENS ELLIPTICAL

OPTIONAL ITEMS & ACCESSORIES

	Code	Description	€
	ES30017OP	100kg inner counterweight of gravel for table base	92
	ES30019OP	120kg inner counterweight of gravel for table base	110
	ES30027PS	Cable management tube for elliptical base	84
	ES41212MA	Cut-out with lid for top access (12x12cm)	138
	ES41224MA	Cut-out with lid for top access (24x12cm)	149
	ES41236MA	Cut-out with lid for top access (36x12cm)	153
	ES40120MA	Cut-out with lid for top access (Ø12cm) *Cable tray not included *A drawing of the top with the exact position of cut-outs must be attached to the order.	137
	ES40010ME	Custom cut-out on tabletop *A drawing of the top with the exact position of cut-outs must be attached to the order.	105
	ELC0010	Plastic cable grommet with cover Ø80mm (Available in black or white)	30
	ELC0020EL	Brushed aluminium grommet with cover Ø80mm	67
	ELC0060EL	Self adhesive cable holder mesh 30x40cm	37
	ELC0130	Under top cable tray L.30cm (Available inside Ø50cm, Ø65cm and elliptical bases. Also between bases in oval tables. Size: 140x80x300mm)	60
	ELC0140	Under top cable tray L.40cm (Available inside Ø65cm and elliptical bases. Also between bases in oval tables. Size: 140x80x400mm)	60
	ELC0180	Under top cable tray L.80cm (Available between bases in oval tables larger than 260cm. Size: 140x80x800mm)	87
	ELC0030EL	Wireless induction charger Ø80mm (Output: 2m cable Micro USB to USB)	217
	ELC0040EL	USB charger with 2 ports Ø30mm (Output: 1,5m cable + Schucko transformer)	125