

Prices shown are not the final selling price.  
To obtain the list price, multiply the price by 2.65.  
Prices effective as May 2025.

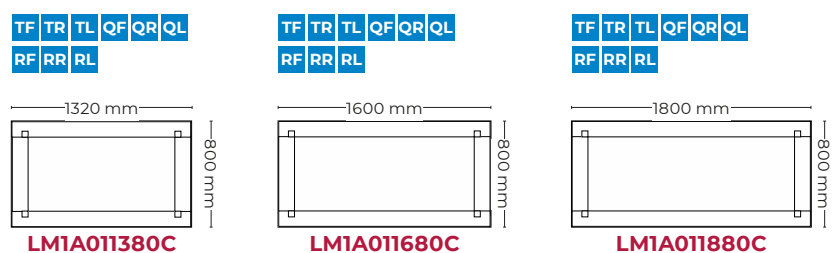
# LONGO

— By Ramos&Bassols —

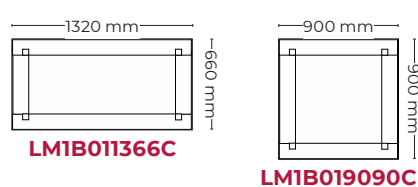


Desks and separate storage units

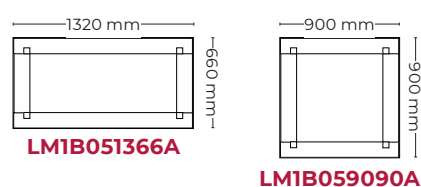
Straight desks · Width 800 mm



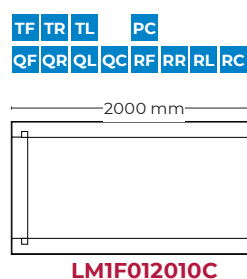
Contract desks



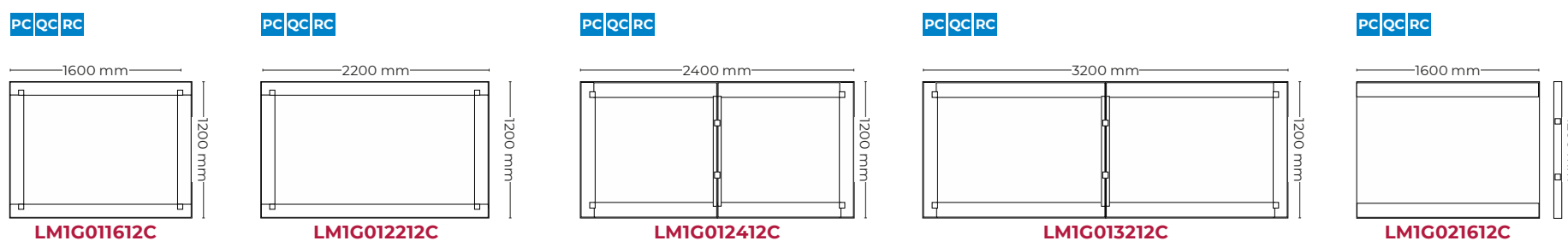
Coffee tables · Height 320 mm



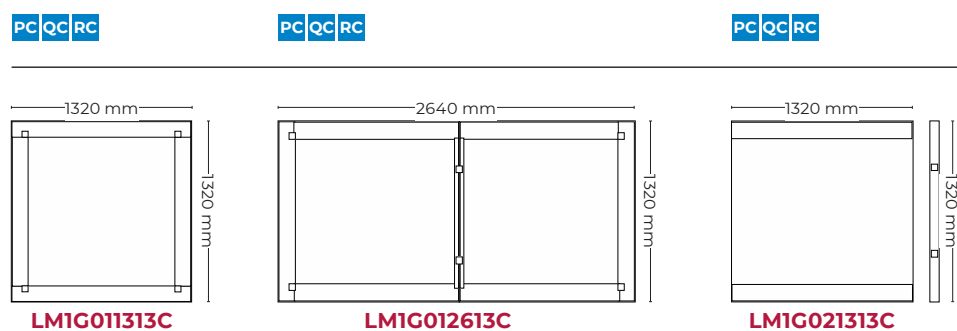
Management desks and meeting tables · Width 1000 mm



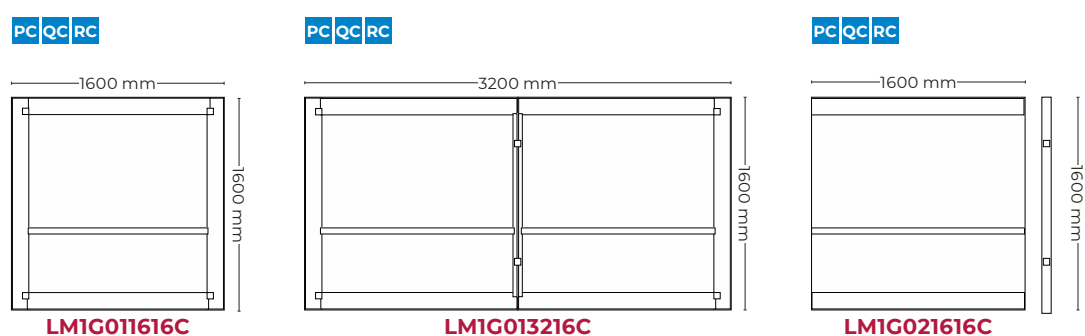
Meeting tables · Width 1200 mm



Meeting tables · Width 1320 mm



Meeting tables · Width 1600 mm



## Technical sheet



- 1** Extruded aluminum profile.
- 2** Attachment brackets made from injected aluminum.
- 3** Feet injected with aluminum. Two models:
  - Fixed height 74 cm.
  - Adjustable height 74-82 cm.
- 4** Feet injected with PP with anti-slip leveller.
- 5** Surfaces in different finishes and colors.
- 6** Diferent access to optional wiring.
- 7** Optional accessories connected to the table top: cable traand, CPU supports, etc...
- 8** Optional accessories for desktop: desktop screens, auxiliary cabinets,...

## Structure




- Structure formed of extruded aluminum profiles covered with an epoxy paint, finished in white, silver and black. The profiles have a joining sandstem, Actiu registered band which enables items to be linked to create infinite possibilities
- Feet:
  - Injected with aluminum in a pandramid shape, covered in epoxy paint in white, silver, black, or polished finishes.
  - Leveler made from PP with an anti-slip sole.
- Injected aluminum brackets for joints, covered in epoxy paint in white and black.

## Supports



**LEVELLERS**

- Total height: 74 cm



**HEIGHT ADJUSTMENT**

- Total height: 74-82 cm

Combinatorial finished

A	B
White	White
Black	Black
Polished	Black




## Surface finishes

### Melamine · 19 mm



### Tempered glass · 10 mm

### Laminated safety glass · 5 + 5 mm



## Structural finishes

Structure, legs and brackets are all offered in the following finishes:



Frame: White

Feet: White

Frame: Black

Feet: Black

Frame: Black

Feet: Polished

## Accessories

### Electrification system

An integrated electrification system which enables effective management of cabling and easy installation. It has a steel tray with a large capacity which sits under the work surfaces, which is accessed by via an aluminium door supported on a central beam.



Metal tray made from 1mm sheet steel, great capacity for wires and connections for twin desks. Maximum accessibility optimizing the work surface, enables optimal wiring management. Two models available

- Fixed height
- Height regulation (three positions)

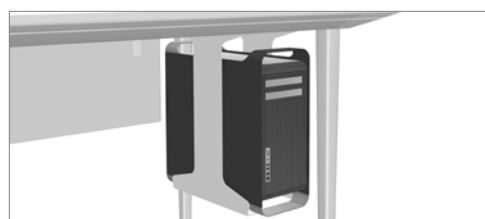


Polystyrene tray for individual or twin desks with wiring and connections. Maximum accessibility optimizing the work surface enabling optimal wiring management. It is anchored directly to the beams of the Longo structure.



Output wiring and connections, allow quick and easy access to the connections and wiring from the surface of the tables.

### Optional accessories



CPU holder. 25-30x49 cm and 1,5 mm thick sheet steel







Modesty panel

### Desktop screen

Longo has its own system of desktop screens which are anchored directly onto the surface of the table, giving great stability and aesthetic appeal. Fully upholstered, with aluminum profile or rail guides for fixing 3rd level items, soundproof and glass composition, the new desktop screens offer many possibilities. Longo also has movable desktop screens incorporating a stable support system without fixation, which allows the user to change the position of the screen according to their needs at any moment.



How to code a reference

			
<b>T Wiring Access</b>	<b>Q Wiring Access</b>	<b>R Wiring Access</b>	<b>P Wiring Access</b>
Maximum opening: 90°	Maximum opening: 110°	Maximum opening: 180°	Maximum opening: 180°
<ul style="list-style-type: none"> <li>• ABS injected lid</li> <li>• Frame injected in ABS</li> <li>• Injection-moulded polyamide clamping clips PA</li> <li>• Black bristle brush with zinc-plated plate profile</li> <li>• Polyamide guides for adjustment according to the thickness of the surface between 13 and 30 mm</li> <li>• Dimensions: 25 x 11,7 cm</li> </ul>	<ul style="list-style-type: none"> <li>• Black die-cast aluminium frame</li> <li>• Die-cast aluminium lid</li> <li>• Aluminium guides for adjustment according to the thickness of the surface between 13 and 30 mm</li> <li>• Dimensions: 30,5 x 12,1 cm</li> </ul>	<ul style="list-style-type: none"> <li>• Melamine lid of the same finish as the surface</li> <li>• Black Bristle Brush</li> <li>• Black die-cast aluminium frame</li> <li>• Aluminium guides for adjustment according to the thickness of the surface between 13 and 30 mm</li> <li>• Complete opening in 180° by means of hinges.</li> <li>• Dimensions: 30,5 x 12,1 cm</li> </ul>	<ul style="list-style-type: none"> <li>• The wiring access P only includes the cut-out in the table top.</li> <li>• If you order the desking with the optional PC wiring access, please refer to the accessories section to order the integrated power and data connection in the desk top.</li> <li>• Compact solution for integrated power and data connection with easy workstation access.</li> <li>• Different configuration combinations for a wide range of applications.</li> <li>• Perimeter frame in black aluminium.</li> <li>• Optional integrated aluminium cover to protect connections against dust and dirt. Available in black and white.</li> <li>• Total dimensions: 241 x 73 mm</li> <li>• Total dimensions cover: 257 x 87 mm</li> <li>• Junction box top surface dimensions: 225 x 60 mm</li> </ul>

-Models with this standard cable access has the icon next to the code  
-Desk price with the cable access is as per the attached table.  
-To order different desks which the electrification access is not standard, please check sales team.  
-To order desks with cable access, please add the corresponding letter according to the desired placement, at the end of the reference:

WIRING ACCESS

	<b>FRONT CENTERED ACCESS</b>	<b>LEFT HAND SIDE</b>	<b>RIGHT HAND SIDE</b>	<b>CENTERED ACCESS</b>
	<b>TF QF RF</b>	<b>TL QL RL</b>	<b>TR QR RR</b>	<b>PC QC RC</b>

**IMPORTANT NOTE:**

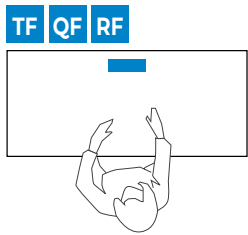
The combination of wired access is carried out in the following way:  
(If in any case you want the upper access in different finishing established, the customer must indicate it on the order.)

MELAMINE SURFACE FINISHES AND STRUCTURE		COMBINATIONS OF FINISHES OFFERED			
Surface	Structure	T WIRING ACCES	Q WIRING ACCES	R WIRING ACCES	P WIRING ACCES
WHITE	WHITE	WHITE	WHITE	WHITE	WHITE
	BLACK	WHITE	WHITE	WHITE	WHITE
	POLISHED	WHITE	WHITE	WHITE	WHITE
LIME OAK	WHITE	WHITE	WHITE	LIME OAK	WHITE
	BLACK	BLACK	BLACK	LIME OAK	BLACK
	POLISHED	BLACK	BLACK	LIME OAK	BLACK
LIGHT OAK	WHITE	WHITE	WHITE	LIGHT OAK	WHITE
	BLACK	BLACK	BLACK	LIGHT OAK	BLACK
	POLISHED	BLACK	BLACK	LIGHT OAK	BLACK
CHESTNUT	WHITE	WHITE	WHITE	CHESTNUT	WHITE
	BLACK	BLACK	BLACK	CHESTNUT	BLACK
	POLISHED	BLACK	BLACK	CHESTNUT	BLACK
DARK OAK	WHITE	WHITE	WHITE	DARK OAK	WHITE
	BLACK	BLACK	BLACK	DARK OAK	BLACK
	POLISHED	BLACK	BLACK	DARK OAK	BLACK
BLACK	WHITE	BLACK	BLACK		BLACK
	BLACK	BLACK	BLACK		BLACK
	POLISHED	BLACK	BLACK		BLACK

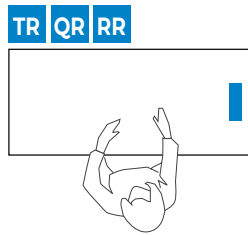
Superior cable access location to cabling and connections

Rectangular desks - 80 cm wide

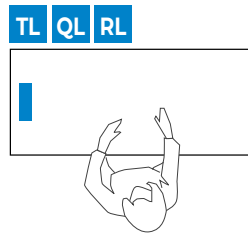
Front access



Right lateral access

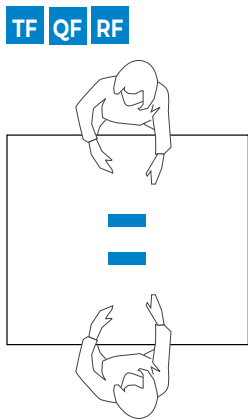


Left lateral access

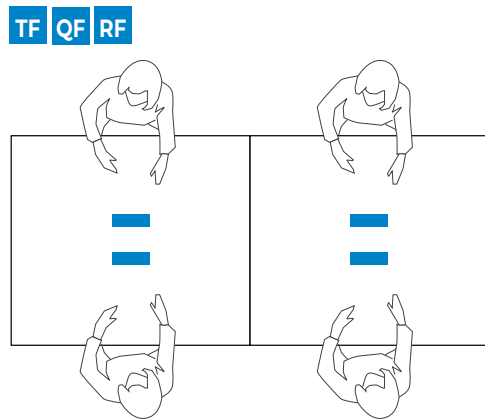


Twin and progressive desks - 160 cm wide

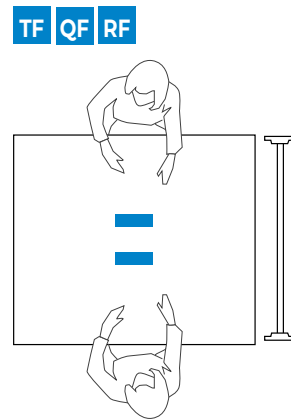
Front access



Front access

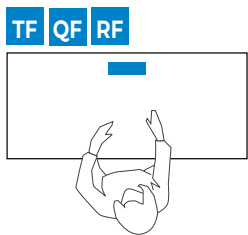


Front access

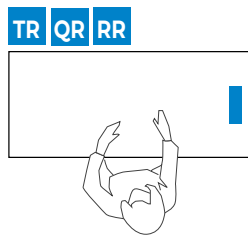


Executive and meeting desks - 100 cm wide

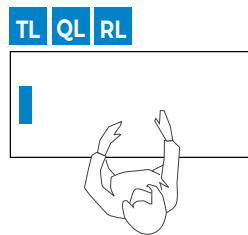
Front access



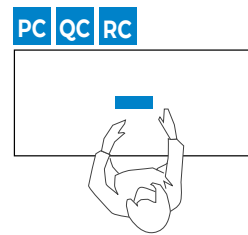
Right lateral access



Left lateral access

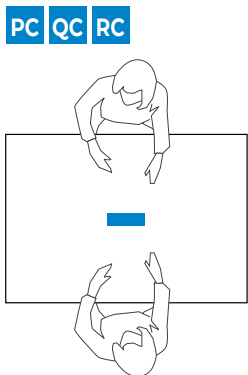


Centered access

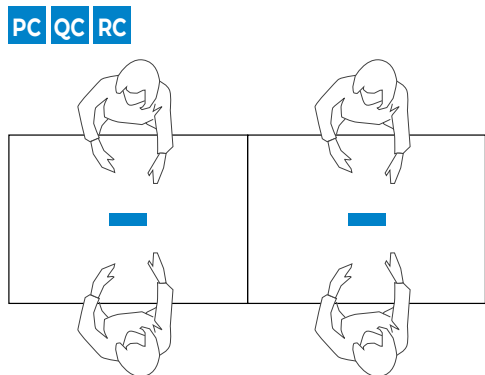


Meeting desks - 120 / 132 / 160 cm wide

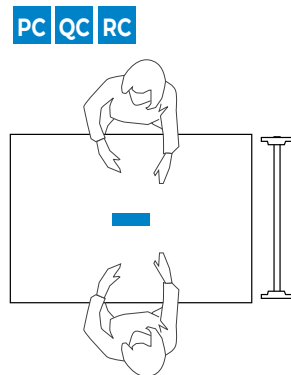
Centered access



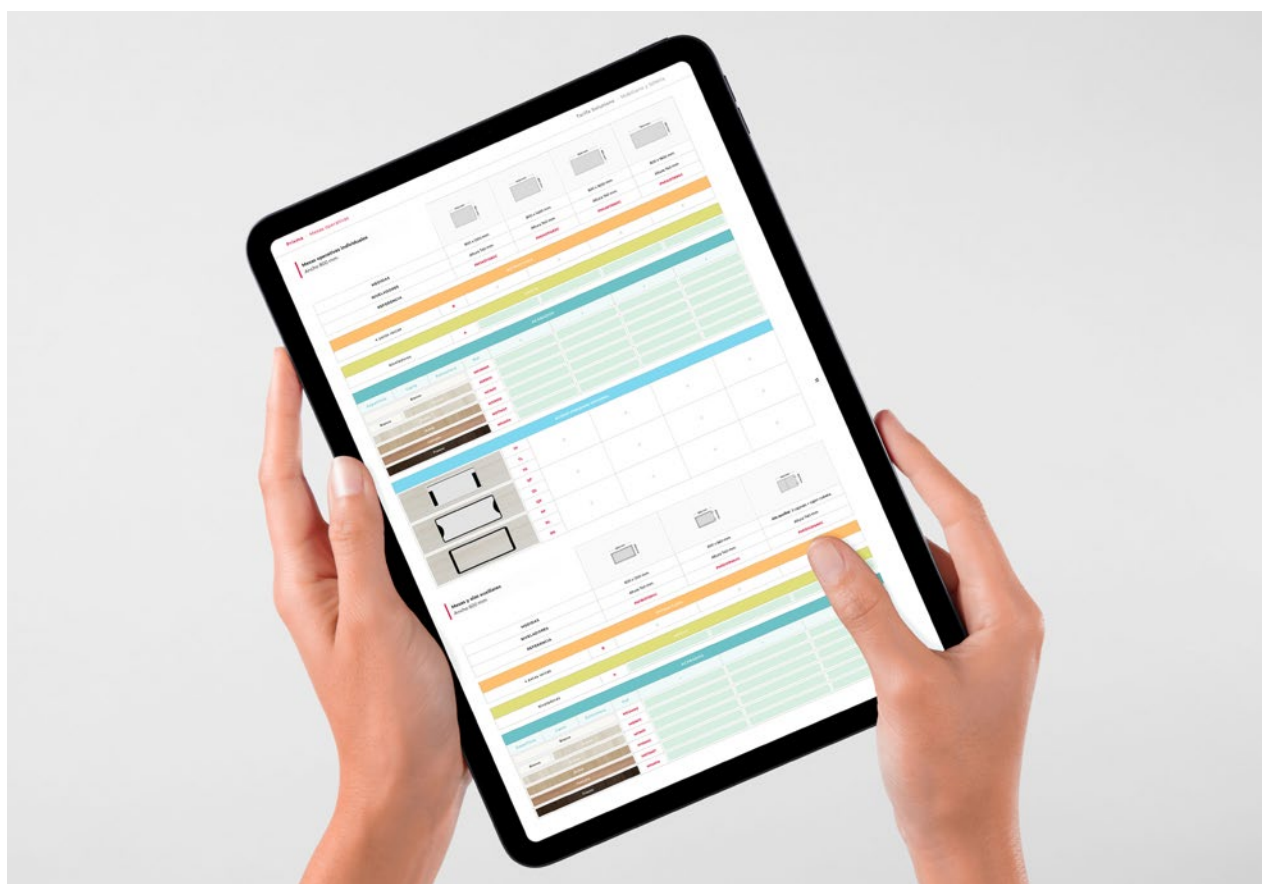
Centered access



Centered access



### How to code a reference



- 1 At the beginning of the coding and price tables of our price list, you will find the available models and their prices, as well as the basic reference of the product.
- 2 The system is designed to code vertically, adding desired components to the product by selecting the reference digits. Creating a correlation that will form the final order reference.
- 3 The finishes of arms, bases, optional complements, supports and upholstery will be shown in different colors so that the location of their reference and price is intuitive.
- 4 At the end of each table we will have legends or informative notes about the product being offered. Please read carefully to avoid confusion or mistakes when ordering.
- 5 This catalog has an interactive menu that will facilitate the user's navigation. It is located at the bottom of each page and from it you can go to the index, go back or even navigate within the family and the product displayed.

### Example of reference configuration for an order

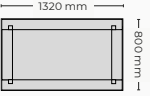
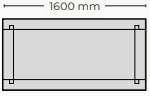
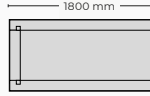
Longo · Operative tables	LM1
Individual straight tables	A01
Measures: 1600 x 800 mm	1680
Fixed height: 710 - 800 mm	C
STRUCTURE	
Straight legs	B
SUPPORT	
Levelers	F
SURFACE	
MFC surface · Light Oak	M10
STRUCTURE	
White	00
WIRED ACCESS	
Front wiring access · T type	TF



FINAL CONFIGURATION REFERENCE
LM1 A01 1680 C B F M10 00 TF






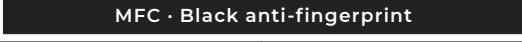


\* The final cost of the module will be obtained starting from the established base price and adding to it the cost of the different complements that are added to it.




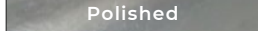
	Configuration required to set up reference. <b>No cost increase</b>		Combination not available		Removed after stocks are exhausted
--	---	--	---------------------------	--	------------------------------------

<b>Straight desks</b> Width 800 mm				
	<b>MEASURES</b>	1320 x 800 mm	1600 x 800 mm	1800 x 800 mm
	<b>HEIGHT</b>	Height 740 mm	Height 740 mm	Height 740 mm
	<b>REFERENCE</b>	<b>LM1A011380C</b>	<b>LM1A011680C</b>	<b>LM1A011880C</b>

STRUCTURE				
Straight legs	<b>B</b>	805,00	848,40	880,60

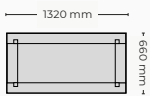
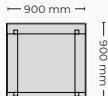
SUPPORT				
Levelers	<b>F</b>			
Height adjustment system	<b>C</b>	+ 224,00	+ 224,00	+ 224,00

FINISHES SURFACE				
	<b>M00</b>			
	<b>M11</b>			
	<b>M10</b>			
	<b>M07</b>			
	<b>M14</b>			
	<b>M03</b>	+ 161,00	+ 189,00	+ 189,00
	<b>V59</b>	+ 488,60	+ 569,80	+ 604,80
	<b>V52</b>	+ 488,60	+ 569,80	+ 604,80

FINISHES STRUCTURE					
Frame	Legs	Ref	↓	↓	↓
		<b>00</b>			
		<b>08</b>			
		<b>09</b>	+ 319,20	+ 319,20	+ 319,20






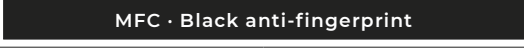

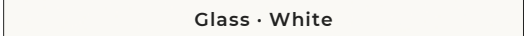
OPTIONAL WIRING ACCESS				
<b>MFC</b>	<b>TF</b>			
	<b>TL</b>	+ 39,20	+ 39,20	+ 39,20
	<b>TR</b>			
	<b>QF</b>			
	<b>QL</b>	+ 78,40	+ 78,40	+ 78,40
	<b>QR</b>			
	<b>RF</b>			
	<b>RL</b>	+ 100,80	+ 100,80	+ 100,80
<b>MFC BLACK ANTI-FINGERPRINT</b>	<b>TF</b>			
	<b>TL</b>	+ 39,20	+ 39,20	+ 39,20
	<b>TR</b>			
	<b>QF</b>			
	<b>QL</b>	+ 78,40	+ 78,40	+ 78,40
	<b>QR</b>			




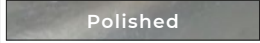


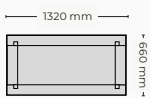
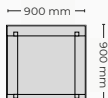
<b>Contract desks</b> Withd 660/900 mm			
	<b>MEASURES</b>	1320 x 660 mm	900 x 900 mm
	<b>HEIGHT</b>	Height 740 mm	Height 740 mm
	<b>REFERENCE</b>	<b>LMIB011366C</b>	<b>LMIB019090C</b>

STRUCTURE			
Straight legs	<b>B</b>	733,60	712,60

SUPPORT			
Levelers	<b>F</b>		
Height adjustment system	<b>C</b>	+ 224,00	+ 224,00



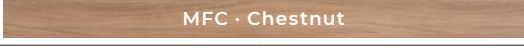




FINISHES SURFACE			
	<b>M00</b>		
	<b>M11</b>		
	<b>M10</b>		
	<b>M07</b>		
	<b>M14</b>		
	<b>M03</b>	+ 161,00	+ 138,60
	<b>V59</b>	+ 414,40	+ 366,80
	<b>V52</b>	+ 414,40	+ 366,80




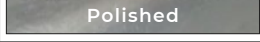
FINISHES STRUCTURE				
Frame	Legs	Ref	↓	↓
		<b>00</b>		
		<b>08</b>		
		<b>09</b>	+ 319,20	+ 319,20

<b>Coffe tables</b> Height 320 mm			
	<b>MEASURES</b>	1320 x 660 mm	900 x 900 mm
	<b>HEIGHT</b>	Height 320 mm	Height 320 mm
	<b>REFERENCE</b>	<b>LMIB051366A</b>	<b>LMIB059090A</b>

STRUCTURE			
Straight legs	<b>B</b>	579,60	560,00

SUPPORT			
Levelers	<b>F</b>		

FINISHES SURFACE			
	<b>M00</b>		
	<b>M11</b>		
	<b>M10</b>		
	<b>M07</b>		
	<b>M14</b>		
	<b>M03</b>	+ 161,00	+ 138,60
	<b>V59</b>	+ 414,40	+ 366,80
	<b>V52</b>	+ 414,40	+ 366,80

FINISHES STRUCTURE				
Frame	Legs	Ref	↓	↓
		<b>00</b>		
		<b>08</b>		
		<b>09</b>	+ 64,40	+ 64,40

Prices shown are not the final selling price.  
To obtain the list price, multiply the price by 2.65.  
Prices effective as May 2025.

Longo · Operative tables

<b>Executive desks and meeting table</b> Width 1000 mm	
<b>MEASURES</b>	2000 x 1000 mm
<b>HEIGHT</b>	Height 740 mm
<b>REFERENCE</b>	<b>LMIF012010C</b>

STRUCTURE		
Straight legs	<b>B</b>	970,20

SUPPORT		
Levelers	<b>F</b>	
Height adjustment system	<b>C</b>	+ 224,00

FINISHES SURFACE		
MFC · White	<b>M00</b>	
MFC · Lime Oak	<b>M11</b>	
MFC · Light Oak	<b>M10</b>	
MFC · Chestnut	<b>M07</b>	
MFC · Dark Oak	<b>M14</b>	
MFC · Black anti-fingerprint	<b>M03</b>	+ 278,60
Glass · Black	<b>V59</b>	+ 807,80
Glass · White	<b>V52</b>	+ 807,80

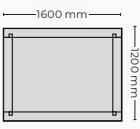
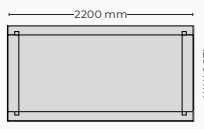
FINISHES STRUCTURE			
Frame	Legs	Ref	
White		<b>00</b>	
Black		<b>08</b>	
Black	Polished	<b>09</b>	+ 319,20

OPTIONAL WIRING ACCESS		
MFC	<b>PC</b>	+ 30,80
	<b>TF</b>	
	<b>TR</b>	+ 39,20
	<b>TL</b>	
	<b>QF</b>	
	<b>QR</b>	+ 78,40
	<b>QL</b>	
	<b>QC</b>	
	<b>RF</b>	
	<b>RR</b>	+ 100,80
	<b>RL</b>	
	<b>RC</b>	
MFC BLACK ANTI-FINGERPRINT	<b>PC</b>	+ 30,80
	<b>TF</b>	
	<b>TR</b>	+ 39,20
	<b>TL</b>	
	<b>QF</b>	
	<b>QR</b>	+ 78,40
	<b>QL</b>	
	<b>QC</b>	
GLASS	<b>PC</b>	+ 231,00



**IMPORTANT NOTE:**  
When ordering the table with the optional **PC wiring access**, please refer to the accessories section to order the power and data connection integrated in the table top. The optional **PC wiring access** only includes the cut-out in the table top.

[CLICK TO COMPLEMENTS](#)

<b>Meeting desks</b> Width 1200 mm					
<b>MEASURES</b>		1600 x 1200 mm		2200 x 1200 mm	
<b>HEIGHT</b>		Height 740 mm		Height 740 mm	
<b>REFERENCE</b>		<b>LMIG011612C</b>		<b>LMIG012212C</b>	
<b>STRUCTURE</b>					
Straight legs		<b>B</b>	963,20	1.061,20	
<b>SUPPORT</b>					
Levelers		<b>F</b>			
Height adjustment system		<b>C</b>	+ 224,00	+ 224,00	
<b>FINISHES SURFACE</b>					
MFC · White		<b>M00</b>			
MFC · Lime Oak		<b>M11</b>			
MFC · Light Oak		<b>M10</b>			
MFC · Chestnut		<b>M07</b>			
MFC · Dark Oak		<b>M14</b>			
MFC · Black anti-fingerprint		<b>M03</b>	+ 282,80	+ 628,60	
Glass · Black		<b>V59</b>	+ 925,40	+ 1.755,60	
Glass · White		<b>V52</b>	+ 925,40	+ 1.755,60	
<b>FINISHES STRUCTURE</b>					
Frame	Legs	Ref	↓	↓	
White		<b>00</b>			
Black		<b>08</b>			
Black	Polished	<b>09</b>	+ 319,20	+ 319,20	
<b>OPTIONAL WIRING ACCESS</b>					
MFC		<b>PC</b>	+ 30,80	+ 30,80	
		<b>QC</b>	+ 78,40	+ 78,40	
		<b>RC</b>	+ 100,80	+ 100,80	
MFC BLACK ANTI-FINGERPRINT		<b>PC</b>	+ 30,80	+ 30,80	
		<b>QC</b>	+ 78,40	+ 78,40	
GLASS		<b>PC</b>	+ 231,00	+ 231,00	



**IMPORTANT NOTE:**  
When ordering the table with the optional **PC wiring access**, please refer to the accessories section to order the power and data connection integrated in the table top. The optional **PC wiring access** only includes the cut-out in the table top.

[CLICK TO COMPLEMENTS](#)

<b>Meeting desks and extension desk</b> Width 1200 mm				
	<b>MEASURES</b>	2400 x 1200 mm	3200 x 1200 mm	1600 x 1200 mm · <b>Extension desk</b>
	<b>HEIGHT</b>	Height 740 mm	Height 740 mm	Height 740 mm
	<b>REFERENCE</b>	<b>LMIG012412C</b>	<b>LMIG013212C</b>	<b>LMIG021612C</b>

STRUCTURE				
Straight legs	<b>B</b>	1.184,40	1.579,20	781,20

SUPPORT				
Levelers	<b>F</b>			
Height adjustment system	<b>C</b>	+ 334,60	+ 334,60	+ 113,40

FINISHES SURFACE				
	<b>M00</b>			
	<b>M11</b>			
	<b>M10</b>			
	<b>M07</b>			
	<b>M14</b>			
	<b>M03</b>	+ 481,60	+ 565,60	+ 282,80
	<b>V59</b>	+ 1.442,00	+ 1.590,40	+ 866,60
	<b>V52</b>	+ 1.442,00	+ 1.590,40	+ 866,60

FINISHES STRUCTURE					
Frame	Legs	Ref	↓	↓	↓
		<b>00</b>			
		<b>08</b>			
		<b>09</b>	+ 469,00	+ 469,00	+ 158,20

OPTIONAL WIRING ACCESS				
<b>MFC</b>	<b>PC</b>	+ 61,60	+ 61,60	+ 30,80
	<b>QC</b>	+ 156,80	+ 156,80	+ 78,40
	<b>RC</b>	+ 201,60	+ 201,60	+ 100,80
<b>MFC BLACK ANTI-FINGERPRINT</b>	<b>PC</b>	+ 61,60	+ 61,60	+ 30,80
	<b>QC</b>	+ 156,80	+ 156,80	+ 78,40
<b>GLASS</b>	<b>PC</b>	+ 462,00	+ 462,00	+ 231,00

	<p><b>IMPORTANT NOTE:</b></p> <p>When ordering the table with the optional <b>PC wiring access</b>, please refer to the accessories section to order the power and data connection integrated in the table top. The optional <b>PC wiring access</b> only includes the cut-out in the table top.</p>
--	--

[CLICK TO COMPLEMENTS](#)



<b>Meeting desks</b> Width 1320 mm				
	<b>MEASURES</b>	1320 x 1320 mm	2640 x 1320 mm	1320 x 1320 mm · <b>Extension desk</b>
	<b>HEIGHT</b>	Height 740 mm	Height 740 mm	Height 740 mm
	<b>REFERENCE</b>	<b>LMIG011313C</b>	<b>LMIG012613C</b>	<b>LMIG021313C</b>

STRUCTURE				
Straight legs	<b>B</b>	884,80	1.559,60	694,40

SUPPORT				
Levelers	<b>F</b>			
Height adjustment system	<b>C</b>	+ 224,00	+ 334,60	+ 113,40

FINISHES SURFACE				
	<b>M00</b>			
	<b>M11</b>			
	<b>M10</b>			
	<b>M07</b>			
	<b>M14</b>			
	<b>M03</b>	+ 257,60	+ 513,80	+ 257,60

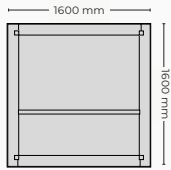
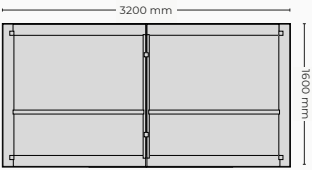
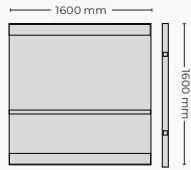
FINISHES STRUCTURE					
Frame	Legs	Ref	↓	↓	↓
		<b>00</b>			
		<b>08</b>			
		<b>09</b>	+ 319,20	+ 469,00	+ 158,20

OPTIONAL WIRING ACCESS				
<b>MFC</b>	<b>PC</b>	+ 30,80	+ 61,60	+ 30,80
	<b>QC</b>	+ 78,40	+ 156,80	+ 78,40
	<b>RC</b>	+ 100,80	+ 201,60	+ 100,80
<b>MFC BLACK ANTI-FINGERPRINT</b>	<b>PC</b>	+ 30,80	+ 61,60	+ 30,80
	<b>QC</b>	+ 78,40	+ 156,80	+ 78,40








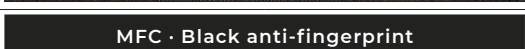
**IMPORTANT NOTE:**  
When ordering the table with the optional **PC wiring access**, please refer to the accessories section to order the power and data connection integrated in the table top. The optional **PC wiring access** only includes the cut-out in the table top.




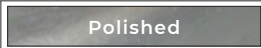
[CLICK TO COMPLEMENTS](#)

<b>Meeting desks</b> Width 1600 mm				
	<b>MEASURES</b>	1600 x 1600 mm	3200 x 1600 mm	1600 x 1600 mm · <b>Extension desk</b>
	<b>HEIGHT</b>	Height 740 mm	Height 740 mm	Height 740 mm
	<b>REFERENCE</b>	<b>LMIG011616C</b>	<b>LMIG013216C</b>	<b>LMIG021616C</b>

STRUCTURE				
Straight legs	<b>B</b>	1.083,60	1.827,00	931,00

SUPPORT				
Levelers	<b>F</b>			
Height adjustment system	<b>C</b>	+ 224,00	+ 334,60	+ 113,40

FINISHES SURFACE				
	<b>M00</b>			
	<b>M11</b>			
	<b>M10</b>			
	<b>M07</b>			
	<b>M14</b>			
	<b>M03</b>	+ 663,60	+ 1.325,80	+ 663,60

FINISHES STRUCTURE					
Frame	Legs	Ref	↓	↓	↓
		<b>00</b>			
		<b>08</b>			
		<b>09</b>	+ 319,20	+ 469,00	+ 158,20

OPTIONAL WIRING ACCESS				
<b>MFC</b>	<b>PC</b>	+ 30,80	+ 61,60	+ 30,80
	<b>QC</b>	+ 78,40	+ 156,80	+ 78,40
	<b>RC</b>	+ 100,80	+ 201,60	+ 100,80
<b>MFC BLACK ANTI-FINGERPRINT</b>	<b>PC</b>	+ 30,80	+ 61,60	+ 30,80
	<b>QC</b>	+ 78,40	+ 156,80	+ 78,40



**IMPORTANT NOTE:**  
When ordering the table with the optional **PC wiring access**, please refer to the accessories section to order the power and data connection integrated in the table top. The optional **PC wiring access** only includes the cut-out in the table top.

[CLICK TO COMPLEMENTS](#)