



Technical Features



Model	Globb - Unit without backrest		
Model reference	Individual model- 1 pax	Twin model - 2 pax	Quadruple model - 4 pax
Model of Backrest	Without backrest		
Internal Structure	Internal structure formed by a wooden box and covered with perimeter foam of 30 kg/m ³ density.		
Seat	Seat injected with flexible foam of 28 kg/m ³ density on wooden box. Padded with 300 gr. wadding covering the entire seat. Upholstered in easy-clean fabric.		
Structure/Base	Structure made of hot-rolled cylindrical steel tube Ø20mm and e=2 mm. with 90 micron thick epoxy paint coating.		
Supports	Polypropylene (P.P.) black with anti-slip felt.		
Measures	Total Measures: Height: 430 mm Width: 670 mm Depth: 670 mm Seat Measures: Height: 430 mm Width: 670 mm Depth: 670 mm	Total Measures: Height: 430 mm Width: 1345 mm Depth: 670 mm Seat Measures: Height: 430 mm Width: 1345 mm Depth: 670 mm	Total Measures: Height: 430 mm Width: 1205 mm Depth: 1205 mm Seat Measures: Height: 430 mm Width: 1205 mm Depth: 1205 mm



Model	Globb - Unit with backrest		
Model reference	Individual model- 1 pax	Twin model - 2 pax	Quadruple model - 4 pax
Model of Backrest	With backrest		
Internal Structure	Internal structure formed by a wooden box and covered with perimeter foam of 30 kg/m ³ density.		
Respaldo	Steel tube structure Ø22x2 mm with 30 Kg/m ² glued foam. Padded with 300 gr. wadding covering the entire backrest. Upholstered in easy-clean fabric.		
Seat	Seat injected with flexible foam of 28 kg/m ³ density on wooden box. Padded with 300 gr. wadding covering the entire seat. Upholstered in easy-clean fabric.		
Structure/Base	Structure made of hot-rolled cylindrical steel tube Ø20mm and e=2 mm. with 90 micron thick epoxy paint coating.		
Supports	Polypropylene (P.P.) black with anti-slip felt.		
Measures	Total Measures: Height: 685 mm Width: 670 mm Depth: 690 mm Seat Measures: Height: 430 mm Width: 670 mm Depth: 670 mm	Total Measures: Height: 685 mm Width: 1345 mm Depth: 690 mm Seat Measures: Height: 430 mm Width: 1345 mm Depth: 670 mm	Total Measures: Height: 685 mm Width: 1205 mm Depth: 1205 mm Seat Measures: Height: 430 mm Width: 1205 mm Depth: 1205 mm



Models	Globb · Coffee table
Structure	Structure made of hot-rolled cylindrical steel tube Ø20mm and e=2 mm with epoxy paint coating 90 microns thick.
Technical characteristics	Bottom surface of MFC, chipboard with melamine surface in the same finish as the Structure with a thickness of 19 mm. White melamine finish when the Structure is white and black anti-fingerprint melamine finish when the Structure is black.
Base	Polypropylene (P.P.) black with anti-slip felt.
Supports	
Surfaces	Top surface of MFC, chipboard with melamine surface in different finishes with a thickness of 19 mm.
Technical characteristics	
Measures	<p>Total Measures: Height: 380 mm Width: 630 mm Depth: 630 mm</p>
Measures	

Globb

Globb · Model without backrest
Unicolore

			
MODEL	Globb · Model without backrest · 1 pax	Globb · Model without backrest · 2 pax	Globb · Model without backrest · 4 pax
REFERENCE	GL11011	GL11012	GL11014

STRUCTURE				
White	0100	\$1,744	\$2,337	\$3,858
Black	0108			
Ivory	0125			
Terracotta	0187			
Sage Green	0148			

FABRIC					
Group 2	Fabric Felicity	AD --			
	Fabric Valencia	BV --			
	Fabric Step / Step Melange	CM --			
	Fabric Cuneo	BC --			
Group 3	Fabric Synergy	FA --	+\$445	+\$608	+\$1,094
	Fabric Miss	AM --			

Structure



Upholstered · Single-colour combination


Fabric AD · Felicity



Fabric BV · Valencia




Fabric CM · Step & Step Melange




Fabric BC · Cuneo



Fabric AM · Miss



Fabric FA · Synergy



	Configuration required to set up reference. No cost increase		Combination not available		
--	---	--	---------------------------	--	--

Globb · Model with backrest
Unicolore and two coloured



MODEL	Globb · Model with backrest · 1 pax	Globb · Model with backrest · 2 pax	Globb · Model with backrest · 4 pax
MEASUREMENT	67,7 x 67,7 x 68,5 cm	67,7 x 135,4 x 68,5 cm	120 x 120 x 68,5 cm
REFERENCE	GL11021	GL11022	GL11024

STRUCTURE				
White	0100	\$2,560	\$3,636	\$5,157
Black	0108			
Ivory	0125			
Terracotta	0187			
Sage Green	0148			

FABRIC						
GROUP	FABRIC	SEAT	BACKREST	+	+	+
Group 2	Fabric Felicity	AD - -	AD - -			
	Fabric Valencia	BV - -	BV - -			
	Fabric Step / Step Melange	CM - -	CM - -			
	Fabric Cuneo	BC - -	BC - -			
Group 3	Fabric Synergy	FA -	FA -			
	Fabric Miss	AM - -	AM - -	+\$467	+\$657	+\$1,143

Structure



Upholstered · Single-colour combination


Fabric AD · Felicity



Fabric BV · Valencia




Fabric CM · Step & Step Melange




Fabric BC · Cuneo



Fabric AM · Miss



Fabric FA · Synergy



	Configuration required to set up reference. No cost increase		Combination not available		
--	---	--	---------------------------	--	--








Accessories

Globb · Coffee tables



MODEL	Globb · Coffee tables
REFERENCE	GL143B056767A

TYPE OF SUPPORT		
Anti-slip felt	F	\$601

SURFACE FINISH			
	Melamine · White	M00	
	Melamine · Grey Coco	M15	
	Melamine · Lime Oak	M11	
	Melamine · Light Oak	M10	
	Melamine · Chestnut	M07	
	Melamine · Dark Oak	M14	
	Melamine · Black Anti-fingerprint	M03	+\$30

STRUCTURE		
White Steel · Melamine White	00	
Black Steel · MDF Black Anti-fingerprint	08	
Ivory Steel · MDF Black Anti-fingerprint	25	+\$30
Terracotta Steel · MDF Black Anti-fingerprint	87	
Sage Green Steel · MDF Black Anti-fingerprint	48	

Finishes available · Coffee table

Structure

White	Black	Ivory	Terracotta	Sage Green
-------	-------	-------	------------	------------

Top

MFC

White	Coco Grey	Lime Oak	Light Oak	Chestnut	Dark Oak	Black anti-fingerprint
-------	-----------	----------	-----------	----------	----------	------------------------

	Configuration required to set up reference. No cost increase		Combination not available		
--	---	--	---------------------------	--	--