

GLOBB

— By Stone Designs —





Model	Globb · Unit without backrest		
Model reference	Individual model- 1 pax	Twin model - 2 pax	Quadruple model - 4 pax
Model of Backrest	Without backrest		
Internal Structure	Internal structure formed by a wooden box and covered with perimeter foam of 30 kg/m3 density.		
Seat	Seat injected with flexible foam of 28 kg/m3 density on wooden box. Padded with 300 gr. wadding covering the entire seat. Upholstered in easy-clean fabric.		
Structure/Base	Structure made of hot-rolled cylindrical steel tube Ø20mm and e=2 mm. with 90 micron thick epoxy paint coating.		
Supports	Polypropylene (P.P.) black with anti-slip felt.		
Measures	<p>Total Measures: Height: 430 mm Width: 670 mm Depth: 670 mm</p> <p>Seat Measures: Height: 430 mm Width: 670 mm Depth: 670 mm</p>	<p>Total Measures: Height: 430 mm Width: 1345 mm Depth: 670 mm</p> <p>Seat Measures: Height: 430 mm Width: 1345 mm Depth: 670 mm</p>	<p>Total Measures: Height: 430 mm Width: 1205 mm Depth: 1205 mm</p> <p>Seat Measures: Height: 430 mm Width: 1205 mm Depth: 1205 mm</p>



Model	Globb · Unit with backrest		
Model reference	Individual model- 1 pax	Twin model - 2 pax	Quadruple model - 4 pax
Model of Backrest	With backrest		
Internal Structure	Internal structure formed by a wooden box and covered with perimeter foam of 30 kg/m3 density.		
Respaldo	Steel tube structure Ø22x2 mm with 30 Kg/m2 glued foam. Padded with 300 gr. wadding covering the entire backrest. Upholstered in easy-clean fabric.		
Seat	Seat injected with flexible foam of 28 kg/m3 density on wooden box. Padded with 300 gr. wadding covering the entire seat. Upholstered in easy-clean fabric.		
Structure/Base	Structure made of hot-rolled cylindrical steel tube Ø20mm and e=2 mm. with 90 micron thick epoxy paint coating.		
Supports	Polypropylene (P.P.) black with anti-slip felt.		
Measures	<p>Total Measures: Height: 685 mm Width: 670 mm Depth: 690 mm</p> <p>Seat Measures: Height: 430 mm Width: 670 mm Depth: 670 mm</p>	<p>Total Measures: Height: 685 mm Width: 1345 mm Depth: 690 mm</p> <p>Seat Measures: Height: 430 mm Width: 1345 mm Depth: 670 mm</p>	<p>Total Measures: Height: 685 mm Width: 1205 mm Depth: 1205 mm</p> <p>Seat Measures: Height: 430 mm Width: 1205 mm Depth: 1205 mm</p>





Models	Globb - Coffee table
Structure	Structure made of hot-rolled cylindrical steel tube Ø20mm and e=2 mm with epoxy paint coating 90 microns thick.
Technical characteristics	Bottom surface of MFC, chipboard with melamine surface in the same finish as the Structure with a thickness of 19 mm. White melamine finish when the Structure is white and black anti-fingerprint melamine finish when the Structure is black.
Base	Polypropylene (P.P.) black with anti-slip felt.
Supports	
Surfaces	Top surface of MFC, chipboard with melamine surface in different finishes with a thickness of 19 mm.
Technical characteristics	
Measures	<p>Total Measures: Height: 380 mm Width: 630 mm Depth: 630 mm</p>
Measures	

Globb

Globb · Model without backrest Unicolore

			
MODEL	Globb · Model without backrest · 1 pax	Globb · Model without backrest · 2 pax	Globb · Model without backrest · 4 pax
REFERENCE	GL11011	GL11012	GL11014

STRUCTURE

	White · Steel	0100	\$1,744	\$2,337	\$3,858
	Black · Steel	0108			



FABRIC

Group 2	Fabric Felicity	AD --			
	Fabric Valencia	BV --			
	Fabric Step / Step Melange	CM --			
	Fabric Cuneo	BC --			
Group 3	Fabric Synergy	FA --	+\$445	+\$608	+\$1,094
	Fabric Miss	AM --			

Globb · Model with backrest Unicolore and two coloured

			
MODEL	Globb · Model with backrest · 1 pax	Globb · Model with backrest · 2 pax	Globb · Model with backrest · 4 pax
REFERENCE	GL11021	GL11022	GL11024

STRUCTURE

	White · Steel	0100	\$2,560	\$3,636	\$5,157
	Black · Steel	0108			

FABRIC

GROUP	FABRIC	SEAT	BACKREST	↓	↓	↓
Group 2	Fabric Felicity	AD --	AD --			
	Fabric Valencia	BV --	BV --			
	Fabric Step / Step Melange	CM --	CM --			
	Fabric Cuneo	BC --	BC --			
Group 3	Fabric Synergy	FA --	FA --	+\$467	+\$657	+\$1,143
	Fabric Miss	AM --	AM --			

Accessories

Globb · Coffee tables










MODEL	Globb · Coffee tables
REFERENCE	GL143B056767A



TYPE OF SUPPORT

Anti-slip felt	F	\$601
----------------	---	-------

SURFACE FINISH

	Melamine · White	M00	
	Melamine · Grey Coco	M15	
	Melamine · Lime Oak	M11	
	Melamine · Light Oak	M10	
	Melamine · Chestnut	M07	
	Melamine · Dark Oak	M14	
	Melamine · Black Anti-fingerprint	M03	+\$30

STRUCTURE

	White Steel Frame / White Melamine Shelf	00	
	Black Steel Frame · Black Anti-fingerprint Melamine Shelf	08	+\$30